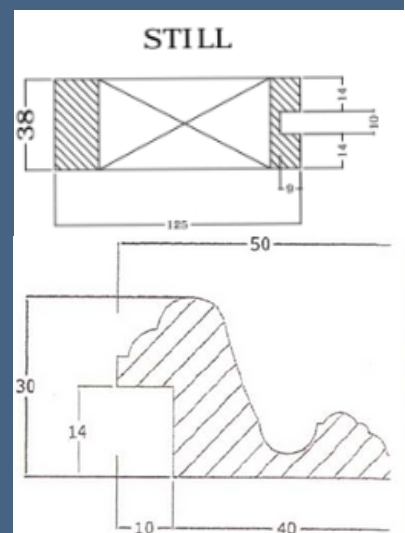




CATALOGUE



Liemex Architectural Timber Products

AGENTS: *Baltic Pine & European Timber*

No. 1 Bedford Street,

Port Adelaide 5015

PH:8444 1800

FAX:8444 1811

Email: contacts@liemex.com.au





Table Of Contents

1. Custom Order Doors

2. Solid Timber Doors

- Pemberton | Victorian 4 Panel | Bungalow / Baltic Cricket Bat | Baltic Victorian 4 Panel | Baltic Bungalow

3. Glass Panel Doors

- Karatha | Nannup | Murdoch | Watershed | Cunderline | Broome

4. Panel Doors

- 4 Lite | Peel 4 Lite | Peel 4 Panel

5. Glass Panel Doors

- Albany 1 Lite | 10 Lite | Peel 4 Lite | Nolan | Madras | Jurien

6. Solid Timber Doors

- Provincial | Strong Arm | York | Flush Core | Horizontal Plank | Vertical Plank

7. Solid Timber Doors

- Ledge & Z Brace | Horizontal Plank | Vertical Plank | Ledge & Slash Brace | Ledge & Arrow Brace | Ledge & Brace Rear View

Liemex Architectural Timber Products

AGENTS: *Baltic Pine & European Timber*

No. 1 Bedford Street,

Port Adelaide 5015

PH:8444 1800

FAX:8444 1811

Email: contacts@liemex.com.au

SOLID TIMBER DOORS

External & Internal Doors



BP & E T are suppliers of solid timber doors, hand made from genuine Baltic Pine. We have a standard range of doors on offer, but also manufacture to specification. You can be assured of the quality, with our experienced craftsmen making doors with traditional mortice and tenon joints and solid timber panels - the doors are made the same way they were made a 100 years ago. We can also supply doors made from Meranti, Australian Cedar and other timbers BP&ET is located in the historic precinct of Port Adelaide. Call in to our show room.

BUY DIRECT FROM THE MANUFACTURER.

Your Adelaide Supplier of LIEMEX Timber Products



CUSTOM ORDER DOORS

Special Solid Timber Doors Made To Order

[Looking for a custom order door](#)

Call Today (08) 8444 1800.

we do custom sizes and styles, made to order call for details.



[Example Sizes](#)

2040x820x35

2340x820x35

2340x920x35



SOLID TIMBER DOORS

External & Internal Doors

PEMBERTON



- Solid
- Solid Engineered
- Side-Lite
- Solid Panel
- Mahogany
- Surian Cedar

2040x400x38
2040x820x38
2040x870x38
2040x920x38

BALTIC CRICKET BAT



- Solid
- Side-Lite
- Solid Panel
- Baltic
- Mahogany
- Surian Cedar

2040x400x38
2040x820x38
2040x870x38
2040x920x38

BUNNGALOW



- Solid Engineered
- Solid Panel
- Mahogany

2040x720x35
2040x770x35
2040x820x35

BALTIC BUNNGALOW



- Solid
- Solid Panel
- Mahogany
- Custom Order

2040x720x35
2040x770x35
2040x820x35

VICTORIAN 4 PANEL



- Solid
- Solid Engineered
- Solid Panel
- Side-Lite
- Bollection Moulding
- Mahogany
- Surian Cedar

2040x820x35
2040x720x35
2040x620x35

BALTIC VICTORIAN 4 PANEL



- Solid
- Solid Panel
- Side-Lite
- Baltic
- Bollection Moulding
- Mahogany
- Surian Cedar

2040x820x35
2040x720x35
2040x620x35



GLASS PANEL DOORS

External Doors

KARATHA



- Solid Engineered
- Solid Panel
- Clear Tempered Glass
- Mahogany

2040x820x38

WATERSHED



- Solid Engineered
- Solid Panel
- Unglazed
- Tempered Glass

2040x720x38
2040x820x38
2040x400x38
2040x400x38

NANNUP



- Solid Engineered
- Solid Panel
- Side-Lite
- Mahogany

2040x400x38
2040x820x38
2040x870x38

CUNDERLINE



- Solid Engineered
- Solid Panel
- Side-Lite
- Clear Tough Glass
- Unglazed

2040x400x38
2040x720x38
2040x820x38

MURDOCH



- Solid Engineered
- Unglazed
- Side-Lite
- Solid Panel
- Baltic
- Mahogany

2040x820x38
2040x870x38
2040x400x38

BROOME



- Solid Engineered
- Solid Panel
- Clear Tough Glass
- Unglazed

2040x720x38
2040x820x38
2040x920x38



GLASS PANEL DOORS

External Doors

4 LITE



- Solid Engineered

2040x620x38
2040x720x38
2040x820x38
2040x870x38

PEEL 4 LITE



- Solid Engineered

2040x620x38
2040x720x38
2040x820x38
2040x870x38

PEEL 4 PANEL



- Solid Engineered
- Solid Panel
- Mahogany
- Surian Cedar

2040x820x38
2340x720x38
2340x820x38
2340x920x38



GLASS PANEL DOORS

External Doors

ALBANY 1 LITE



- Solid
- Solid Engineered
- Side-Lite
- Mahogany
- Surian

<u>Single Glaze</u>	<u>Double Glaze</u>
2040x820x38	2040X820X38
2340x820x38	2040X720X38
2340x920x38	2040X620X38
2040X820X38	2340x1020x38
2040X720X38	2340x820x38
2040X620X38	2340x720x38
	2340x620x38

NOLAN



- Solid Engineered
- Side-Lite

2040x820x38
2040x920x38
2350x820x38
2350x870x38


10 LITE



- Solid Engineered

2040x620x38
2040x720x38
2040x820x38
2040x870x38
2340x720x38
2340x820x38

MADRAS



- Solid Engineered

2040x820x38
2040x920x38
2340x820x38
2340x870x38
2340x920x38

PEEL 4 LITE



- Solid Engineered

2040x620x38
2040x720x38
2040x820x38
2040x870x38

JURIEN



- Solid Engineered

2040x620x38
2040x720x38
2040x870x38
2040x400x38



SOLID TIMBER DOORS

External & Internal Doors

PROVINCIAL



- Solid Engineered
- Solid
- Solid Panel
- Mahogany

240x920x38
2340x870x38
2200x770x38
2200x770x35

FLUSH CORE



- Solid Core
- Mahogany

2040x820x38

STRONG ARM



- Solid Engineered
- Solid Panel
- 2 - Panels
- 15 - Panels
- 20 - Panels

2040x820x38
2350x870x38
2350x870x38

JARRAHDAL



- Solid Engineered
- Solid Panel
- Mahogany

2040x820x38
2040x870x38

YORK



- Solid Engineered
- Solid Panel
- Mahogany

2040x820x38
2040x870x38
2330x820x38
2330x870x38

PEEL 4 PANEL



- Solid Engineered
- Solid Panel
- Mahogany
- Surian Cedar

2040x820x38
2340x720x38
2340x820x38
2340x920x38



SOLID TIMBER DOORS

External & Internal Doors

LEDGE & Z BRACE



- Solid
- Baltic

Made to Measure
2040x820
2040x870

LEDGE & SLASH BRACE



- Solid
- Baltic

Made to Measure
2040x820
2040x870

HORIZONTAL PLANK



- Solid Timber
- Surian Cedar

2040x820x38
2340x820x38


LEDGE & ARROW BRACE



- Solid
- Baltic

Made to Measure
2040x820
2040x870

VERTICAL PLANK



- Solid Timber
- Surian Cedar


2040x820x38
2340x820x38

LEDGE & BRACE REAR VIEW



- Solid
- Baltic

Made to Measure
2040x820
2040x870









Baltic Pine & European Timber has one of the largest ranges of mouldings in Adelaide. We specialise in genuine Baltic Pine and can offer moulding from a range of approximately 200 different profiles. Our Company has a machining facility with state of the art moulding equipment, you get the quality finish you require. We can match your mouldings promptly to give you consistency throughout your home. Baltic Pine & European Timber can produce all second fix mouldings from a range of timbers including Meranti and Australian Cedar for high quality finish. Baltic Pine & European Timber is located in the historic precinct in Port Adelaide.

Call in to our Warehouse showroom to view our range of product.

BUY DIRECT FROM THE MANUFACTURER.

Your Adelaide Supplier of LIEMEX Timber Products



**CHECK OUT RANGE OF DOORS
UNIQUE TO LIEMEX**



Suppliers of:

- Solid Timber Flooring
- Timber Decking
- Second Fix Timber & Mouldings
- Furniture Timbers
- Doors
- Joinery Timber
- Benchtops
- Turnings Vanities
- Fireplaces



Note: All pictures are for illustration purposes only.

www.liemex.com.au

Liemex Architectural Timber Products

AGENTS: Baltic Pine & European Timber

No. 1 Bedford Street,

Port Adelaide 5015

PH:8444 1800

FAX:8444 1811

Email: contacts@liemex.com.au